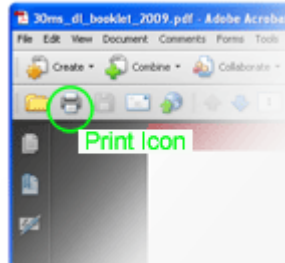


Full Color Placecard Download Link and Printing Instructions

These instructions require that you have the latest version of Acrobat Reader installed on your computer. Getting the latest version is easy and it's FREE!

Just go to: <http://get.adobe.com/reader> to install the latest version of Acrobat Reader on your computer. It only takes a few minutes! Remember to restart your computer after installing.

Print these download and printing instructions by clicking on the “print” icon (in adobe acrobat).



Download Your Placecards:-----

- Click the link below to get your placecards.



Full Color Placecards

Place these fun placecards at the Seder table to show guests where they'll be sitting this year. Or you can mail them as Passover cards or invites. 4 different designs. All you do is print, cut, and use

[Click Here to Download Full Color Placecards](#)

Download Help for AOL Members:

Check your email for your shopping cart receipt from order@30minut seder.com.

On the receipt, in the area labeled “Description”, you will see the product link(s) to your download(s); click on a link.

You may get this dialog box:

“This link has been disabled for your safety.

To activate, click ‘Show images & enable links’ above.”

Click **“OK”**, then click on the link at the top right corner of that screen that says:

“Show images & enable links”.

Go back to the shopping cart receipt and click on a product link to get your download.

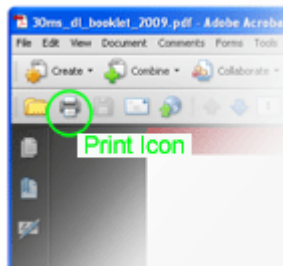
Please note: These files are large, so they may take a while to download. On occasion, AOL has trouble downloading large files and you may get disconnected or “timed-out”. Reconnect and try again. **If you continue to experience problems**, try downloading the files with a different browser such as Internet Explorer or Mozilla Firefox. “Take the link with you” by either cutting and pasting, or typing it into the alternate browser’s address bar (not the Google search bar”).

Printing Instructions:-----

These instructions will work with most printers, but printers vary; you may have to modify these instructions to work with your printer.

Once your download is complete...

- Check your ink levels before printing.
- Print your placecards. Click the “print” icon (in adobe acrobat) to begin printing.




- Cut out and fold your placecards. Cut out each placecard (there are 4 placecards per sheet) and fold in half.

Seder Table Place Card



Just print the name of your guest on the card



30minute-Seder™ Product DOWNLOAD LICENSE DETAILS

THIS DOWNLOAD LINK WILL EXPIRE ON JUNE 1, 2010. We recommend downloading as soon as possible and saving your 30minute-Seder product on your computer for future use.

This download license is for personal use only and may not be used for commercial use or resale to others.

We ask that you please respect the amount of effort and cost that went into providing this product by not passing the link to others to use for free, but instead directing them to our American website: www.30minuteSeder.com or if you are in Israel: www.30minuteSeder.co.il to purchase their own.

Thank you and Happy Passover!
Rob Kopman
Publisher
30minute-Seder™

30minute-Seder™ is the trademark of 30 Minute Seder LLC.